



















































Star Rating List for Color Televisions

S.No.	Brand	Type	Model No	Screen Size	Standby Mode Power Consumption (watts)	On Mode Power Consumption (watts)	Maximum Annual Power Consumption (Kwh/year)	Star Rating
1	PANASONIC	LCD	TH-L32E3D	32.0	0.178	42.36	93.54	
2	ONIDA	LCD	LCO24TM	24.0	0.6	43.71	98.35	
3	SANSUI	CRT	SCS29GDY	29.0	0.8	104.22	231.74	
4	VIDEOCON	CRT	VES29GDY	29.0	0.8	104.19	231.68	
5	VIDEOCON	CRT	VAS29GDY	29.0	0.8	104.19	231.68	
6	VIDEOCON	CRT	VKF29GDY	29.0	0.8	100.66	223.94	
7	SANSUI	CRT	SGF29GDY	29.0	0.8	100.96	224.61	
8	SANSUI	CRT	SAF29GDY	29.0	0.8	100.98	224.66	
9	SANSUI	CRT	SDF21GDX	21.0	0.9	50.57	114.28	
10	SANSUI	CRT	SPF21GDX	21.0	0.9	50.66	114.89	
11	SANSUI	CRT	SEF21GDX	21.0	0.9	50.09	113.65	
12	SANSUI	CRT	SOF21GBX	21.0	0.9	50.62	114.77	
13	SANSUI	CRT	SAF21GDX	21.0	0.9	50.67	114.9	
14	SANSUI	CRT	SJF21GDX	21.0	0.9	50.49	114.52	
15	SANSUI	CRT	SFF21GDX	21.0	0.9	50.7	114.98	
16	SANSUI	CRT	SKF21GDX	21.0	0.9	50.39	114.3	
17	SANSUI	CRT	SMF21GDX	21.0	0.9	50.5	114.53	
18	SANSUI	CRT	SGF21GDX	21.0	0.9	50.58	114.43	
19	SANSUI	CRT	SES29GDY	29.0	0.8	104.19	231.68	
20	SANSUI	CRT	SPF21GBX	21.0	0.9	50.66	114.88	
21	ONIDA	LCD	LEO22HMS	22.0	0.61	31.32	71.27	
22	PANASONIC	LCD	TH-L32X33D	32.0	0.25	31.57	70.23	
23	PANASONIC	LCD	TH-L32C33D	32.0	0.252	65.21	143.91	
24	PANASONIC	LCD	TH-L24C31D	24.0	0.272	48.48	107.35	
25	PANASONIC	LCD	TH-L42U30D	42.0	0.2022	114.97	252.66	
26	PANASONIC	LCD	TH-L32U30D	32.0	0.2354	64.87	143.09	
27	PANASONIC	LCD	TH-L32X30D	32.0	0.1912	37.66	83.31	
28	PANASONIC	LCD	TH-L32C3D	32.0	0.2352	63.05	139.12	

29	PANASONIC	LCD	TH-L32C30D	32.0	0.2352	63.05	139.12	
30	PANASONIC	LCD	TH-L42E3D	42.0	0.186	76.66	168.69	
31	ONIDA	LCD	LCO22VF	22.0	0.86067	39.74	90.79	
32	ONIDA	LCD	LCO22VB	22.0	0.86067	39.74	90.79	
33	ONIDA	LCD	LCO22VL	22.0	0.86067	39.74	90.79	
34	ONIDA	LCD	LCO24MMS	24.0	0.71333	47.75	107.69	
35	ONIDA	LCD	LEO22HMSAR	22.0	0.61	31.32	71.27	
36	ONIDA	LCD	LEO40HMS	40.0	0.65333	74.95	166.99	
37	ONIDA	LCD	LEO32HMS	32.0	0.63333	80.4	178.85	
38	ONIDA	LCD	LEO24HMS	24.0	0.64	34.3	77.93	
39	VIDEOCON	CRT	VAF29GDY	29.0	0.8	100.72	224.09	
40	VIDEOCON	CRT	VAF29GDJ-CFA	29.0	1.85	97.52	222.0	
41	ONIDA	LCD	LO22VTSBLA	22.0	0.76	44.51	105.0	
42	ONIDA	LCD	LO32XRDBL	32.0	0.786	105.6	240.0	
43	ONIDA	LCD	LCO32DBL	32.0	0.786	105.6	240.0	
44	ONIDA	LCD	LCO32MD	32.0	0.8	101.25	230.0	
45	ONIDA	LCD	LCO32DRT	32.0	0.923	101.25	230.0	
46	ONIDA	LCD	LCO22XS	22.0	0.8	43.32	105.0	
47	ONIDA	LCD	LCO22XMS	22.0	0.833	45.81	108.0	
48	ONIDA	LCD	LCO24MD	24.0	0.836	43.35	105.0	
49	ONIDA	LCD	L032XSDBRFU	32.0	0.9	101.17	251.0	
50	VIDEOCON	CRT	VAF29GDJ	29.0	1.85	97.52	222.0	
51	VIDEOCON	CRT	VBF29GDJ	29.0	1.85	97.52	222.0	
52	VIDEOCON	CRT	VBF21GDV	21.0	3.5	56.67	140.0	
53	VIDEOCON	CRT	VAS29GDJ	29.0	1.35	113.67	225.0	
54	VIDEOCON	CRT	VAF29SDJ-CFA	29.0	1.93	97.78	222.0	
55	VIDEOCON	LCD	VSL42FBM	42.0	0.92333	173.22	383.4	
56	VIDEOCON	LCD	VRL40GBM	40.0	0.926	165.06	365.53	
57	VIDEOCON	LCD	VRL32GBM	32.0	0.97667	97.54	217.77	
58	VIDEOCON	CRT	VFF21GBN	21.0	2.94	59.37	143.0	
59	VIDEOCON	CRT	VBF21GDN	21.0	2.94	59.37	143.0	
60	ONIDA	LCD	LO42XRDBLFU	42.0	0.786	204.54	458.0	
61	VIDEOCON	CRT	VUF21GDX	21.0	0.9	50.58	114.43	
62	VIDEOCON	CRT	VTF21GSX	21.0	0.9	50.66	114.89	
63	VIDEOCON	CRT	VKF21GBX	21.0	0.9	50.62	114.77	

64	VIDEOCON	CRT	VVF21GBX	21.0	0.9	50.57	114.28	
65	SANSUI	CRT	SCF21GDX	21.0	0.9	50.02	113.48	
66	VIDEOCON	CRT	VGf21GBX	21.0	0.9	50.7	114.52	
67	VIDEOCON	CRT	VBF21GDX	21.0	0.9	50.32	113.86	
68	VIDEOCON	CRT	VAf21GDX	21.0	0.9	50.06	113.57	
69	VIDEOCON	CRT	VNF21GBX	21.0	0.9	50.09	113.56	
70	VIDEOCON	CRT	VIS21GBX	21.0	0.9	63.84	143.74	
71	VIDEOCON	CRT	VCS21GBX	21.0	0.9	63.69	143.43	
72	VIDEOCON	CRT	VGS21GBX	21.0	0.9	63.56	143.13	
73	VIDEOCON	CRT	VHS21GBX	21.0	0.9	63.67	144.11	
74	VIDEOCON	CRT	VIS21SBD	21.0	0.9	63.84	143.74	
75	VIDEOCON	CRT	VKS21GBX	21.0	0.9	63.29	142.55	
76	VIDEOCON	CRT	VBS21GBX	21.0	0.9	63.04	142.0	
77	VIDEOCON	CRT	VCS21GGX	21.0	0.9	64.05	144.21	
78	VIDEOCON	CRT	VHS21SBD	21.0	0.9	63.67	143.38	
79	SANSUI	CRT	SHS21SBD	21.0	0.9	63.67	143.38	
80	VIDEOCON	CRT	VJS21SBD	21.0	0.9	63.29	142.56	
81	SANSUI	CRT	SIS21SBD	21.0	0.9	63.84	143.74	
82	VIDEOCON	CRT	VNS21SBD	21.0	0.9	63.29	142.56	
83	VIDEOCON	CRT	VNS21GBX	21.0	0.9	63.29	142.56	
84	SANSUI	CRT	SDS21GDX	21.0	0.9	63.72	143.5	
85	SANSUI	CRT	SCS21GDX	21.0	0.9	64.05	144.21	
86	SANSUI	CRT	SIS21GBX	21.0	0.9	63.84	143.74	
87	SANSUI	CRT	SCS21GBX	21.0	0.9	63.56	143.13	
88	SANSUI	CRT	SDS21GBX	21.0	0.9	63.57	143.16	
89	VIDEOCON	CRT	VJS21GBX	21.0	0.9	63.72	143.5	
90	LG	CRT	21FD2RGE4AZ	21.0	3.64	61.79	154.0	
91	SANSUI	CRT	SJS21SBD	21.0	0.9	63.92	143.93	
92	VIDEOCON	CRT	VPS21GBX	21.0	0.9	63.29	142.56	
93	VIDEOCON	CRT	VBS21GDX	21.0	0.9	63.57	143.16	
94	LG	CRT	21FD2RG4AZ	21.0	3.64	61.79	154.0	
95	LG	CRT	21FU4RGE3AZ	21.0	3.06	79.59	188.0	
96	VIDEOCON	CRT	VDS21GBV	21.0	2.3	80.05	185.0	
97	ONIDA	CRT	CO21VIP300BZ	21.0	0.20347	70.21	154.66	
98	LG	CRT	21FU3AG3AZ	21.0	3.06	79.59	188.0	

99	ONIDA	CRT	CO21SFP400BZ	21.0	0.20347	70.21	154.66	
100	LG	CRT	21SB2RGE3AZ	21.0	3.06	79.59	188.0	